

TABLES

Meeting & Boardroom





ADAPT

Bench boardroom tables

Beautifully designed and aesthetically pleasing, the Adapt boardroom table comprises a sturdy steel subframe and table tops which take on a floating appearance. Table legs can be shared, making it an aesthetically pleasing, cost effective and practical conference collection with robust customisable options for meeting room and boardroom needs.

Offering a new, flexible approach to office furniture design, it is perfect for matching boardroom tables with desking for the totally integrated look. Sleek and stylish with clean cut lines and balanced proportions, Adapt boardroom tables provide modern executives with the distinctive impression of quality, precision & strength that makes a bold, visual statement in any boardroom.



Coda chair
See page 300

Leg frames
Black, silver or white



25mm Table Tops

Featuring durable 25mm melamine table tops available in four finish options, with steel framework available in white, silver and black



Modular Configurations

Each configuration begins with a starter unit - then simply extend with an add-on unit in the same width, depth and colour. Tables can be extended further with additional add-on units



Bench Legs

Steel legs and framework for enhanced strength and stability, with recessed legs positioned in the centre of the table clusters when creating multiple configurations



Integrated Technology

Using the latest technology, Adapt boardroom tables can be transformed into interactive and inspiring workspaces using integrated power and data modules


Finish Options




Beech (B)



White (WH)



Walnut (W)



White / Oak Edge (WO)

Table tops available in Beech, White, Walnut, White with Oak trim

Adapt - Boardroom tables

Square Boardroom Tables



CODE	W	D	H	RRP
EBT1212	1200	1200	725	£598
EBT1616	1600	1600	725	£717




- Single square boardroom table with 25mm tops & impact resistant ABS edging
- Sturdy steel framework and bench tops which take on a floating appearance

Rectangular Boardroom Tables



CODE	W	D	H	RRP
EBT2412	2400	1200	725	£968
EBT3216	3200	1600	725	£1219



- Rectangular boardroom table with 25mm tops & impact resistant ABS edging
- Extended sturdy steel framework and bench tops which take on a floating appearance

Starter Units



CODE	W	D	H	RRP
EBT1212-SB	1200	1200	725	£598
EBT1616-SB	1600	1600	725	£717



- Single straight starter table with 25mm tops & impact resistant ABS edging
- Extend into a modular boardroom table system with single table add-on units

Add-on units



CODE	W	D	H	RRP
EBT1212-AB	1200	1200	725	£383
EBT1616-AB	1600	1600	725	£501

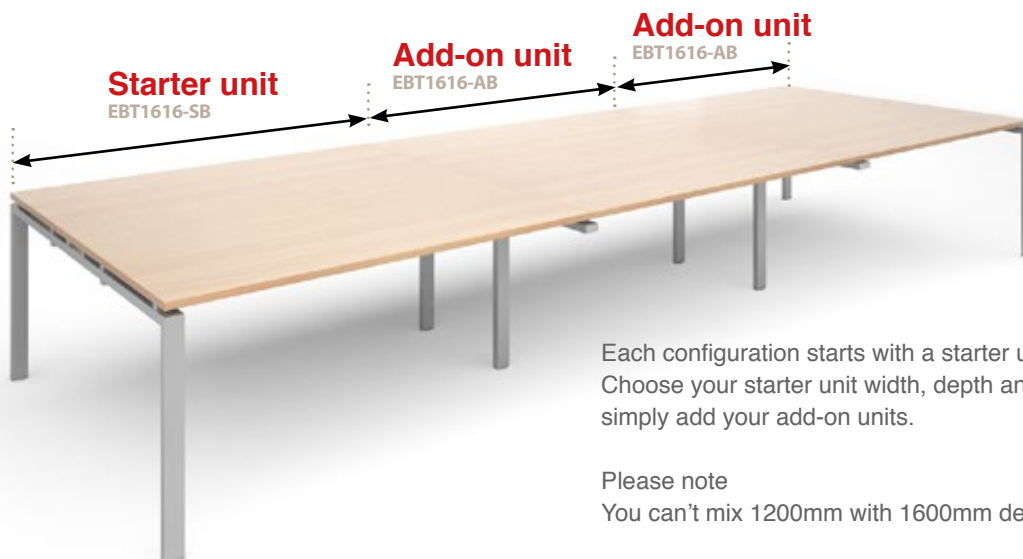


- Single straight add-on table with 25mm tops & impact resistant ABS edging
- Recessed leg is positioned in the centre of the tables and can be extended

How To Guide

Seats 12

1 starter and 2 add-on units 1600mm beech top with silver frame



Each configuration starts with a starter unit. Choose your starter unit width, depth and colour, then simply add your add-on units.


Please note
You can't mix 1200mm with 1600mm deep units.




Beech (B)



White (WH)



Walnut (W)




White / Oak Edge (WO)



Black frame (K)



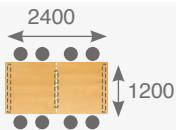
Silver frame (S)



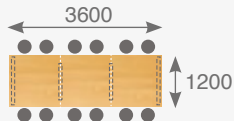
White frame (WH)

Table tops available in Beech, White, Walnut, White with Oak trim. Frames in Black, Silver, White
Please add frame finish followed by table top colour when ordering eg. **EBT1212** with Black frame in Beech = **EBT1212-K-B**

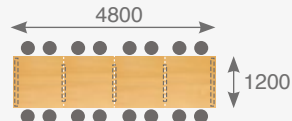
Adapt configurations



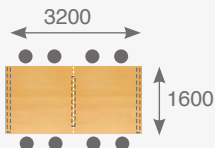
1 x **EBT2412**
Seats 8-12
RRP **£968**



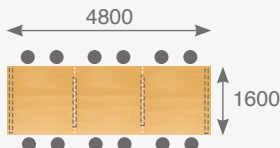
1 x **EBT1212-SB**
2 x **EBT1212-AB**
Seats 12-16
RRP **£1364**



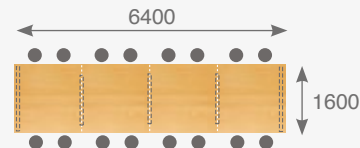
1 x **EBT1212-SB**
3 x **EBT1212-AB**
Seats 16-20
RRP **£1747**



1 x **EBT3216**
Seats 8-12
RRP **£1218**



1 x **EBT1616-SB**
2 x **EBT1616-AB**
Seats 12-16
RRP **£1719**



1 x **EBT1616-SB**
3 x **EBT1616-AB**
Seats 16-20
RRP **£2220**

FUZE

Stylish meeting tables

Beautifully designed and aesthetically pleasing, our Fuze boardroom tables present your company in the best possible way and make a bold visual statement in any office landscape. Fuze boardroom tables blend the best of European design with the highest workmanship standards to span a wide range of applications and support the most creative of workspaces.

Fuze exemplifies elegance, providing a sophisticated boardroom table design which is the perfect answer for a less corporate modern office. The simple, flexible design naturally assimilates to the task or application at hand and the solid oak legs are built to last. Fuze's clean, functional lines and co-ordinated table top finish options offer everything you need to be inspired and productive.



Leg frames
Solid oak with clear plastic feet

Solus chair
See page 258



Wooden Legs

The sleek, curved lines of the solid oak legs give Fuze a contemporary look and deliver a combination of form, function and sophistication in any meeting room environment



25mm Table Tops

Featuring durable 25mm melamine worktops available in white with two edging options on a white steel framework for enhanced strength and stability



Modular Configurations

Each configuration begins with a starter unit - then simply extend with an add-on unit in the same width, depth and colour. Tables can be extended further with additional add-on units




Integrated Technology

Using the latest technology, Fuze boardroom tables can be transformed into interactive and inspiring workspaces using integrated power and data modules

Finish Options



White (WH)



White / Oak Edge (WO)


Table tops available in White, White with Oak trim

Fuze - Boardroom tables

Square Boardroom Table



CODE	W	D	H	RRP
FZBT1616	1600	1600	725	£800



- Single square boardroom table with 25mm tops & a steel framework
- Solid oak leg frame provides a modern, stylish twist on boardroom tables

Rectangular Boardroom Table



CODE	W	D	H	RRP
FZBT3216	3200	1600	725	£1300



- Rectangular boardroom table with 25mm tops and steel framework
- Solid oak leg frame provides a modern, stylish twist on boardroom tables

Starter Units



CODE	W	D	H	RRP
FZBT1616-SB	1600	1600	725	£800



- Single straight starter unit square table with 25mm tops & solid oak leg frame
- Extend into a modular boardroom table system with single table add-on units

Add-on units



CODE	W	D	H	RRP
FZBT1616-AB	1600	1600	725	£500

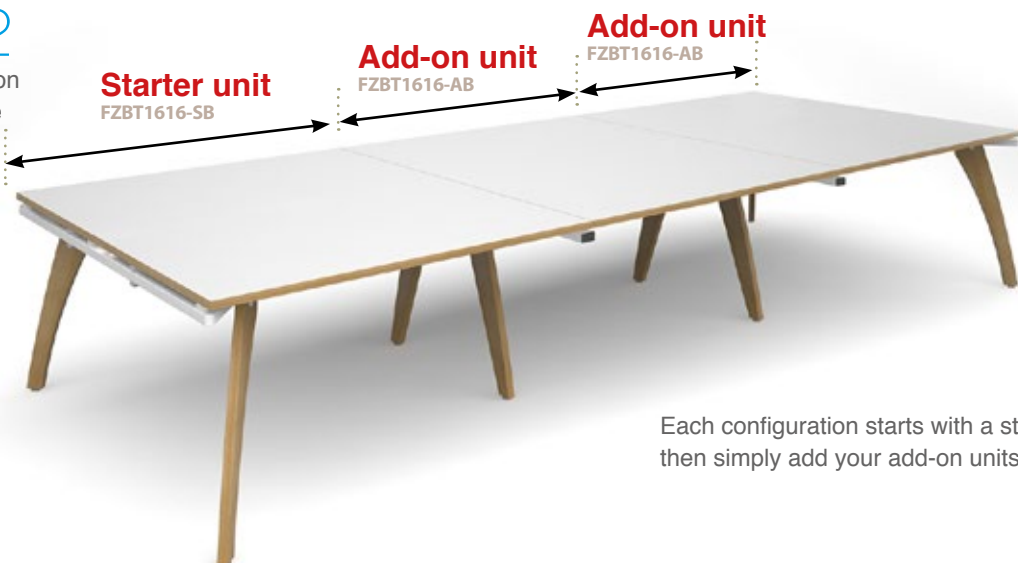


- Single straight add-on unit square table with 25mm tops & solid oak leg frame
- Recessed leg is positioned in the centre of the tables and can be extended

How To Guide

Seats 12


1 starter and 2 add-on units 1600mm White top with Oak edge



Each configuration starts with a starter unit, then simply add your add-on units.



White (WH)



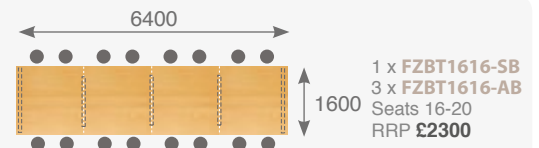
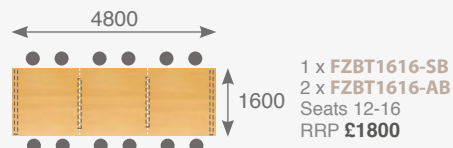
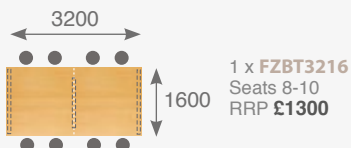
White / Oak Edge (WO)

Table tops available in White, White with Oak trim. White frame with Oak legs.

Please add frame finish followed by table top colour when ordering eg. **FZBT1616** in White frame with White top Oak edge = **FZBT1616-WH-WO**



Fuze configurations



TRUMPET BASE

Modern boardroom tables

Our trumpet base tables are a modern solution for any boardroom featuring a robust, sleek silver circular base that offers the ultimate in strength and durability. Curved table tops are available in a choice of five colour finishes to present your company in the best possible way and give an unparalleled aesthetic and functionality, whether the need calls for impromptu meetings or creative collaboration.

Trumpet base table's unique appeal begins with sleek, fluted legs that flow seamlessly up to the table's work surface. The clean lines of the curved tops complement the steel trumpet with its weighted base for stability, to create the perfect meeting room environment in any workplace. Its solid foundation and integrated functionality make it easy to customise and create the right solution for the right design strategy.



Table base
Silver trumpet base

Coda chair
See page 300



Steel Trumpet Base

Steel trumpet base in silver RAL9006 which not only has a weighted base for stability but acts as a modern design feature which compliments the wooden table tops



25mm Table Tops

Featuring durable 25mm melamine worktops available in five colour finishes with matching ABS edging which is impact resistant and built to last



Modular Configurations

Additional circular and square extension tables enable a variety of modular configurations to suit all boardroom and meeting room shapes and sizes



Integrated Technology

Using the latest technology, trumpet base tables can be transformed into interactive and inspiring workspaces using integrated power and data modules

Finish Options



Beech (B)



Maple (M)



Oak (O)



White (WH)



Walnut (W)

Table tops available in Beech, Maple, Oak, White, Walnut.

Trumpet base - Boardroom tables

Rectangular Boardroom Table



CODE	W	D	H	RRP
TB18	1800	1000	725	£568
TB20	2000	1000	725	£598



- Rectangular tables 1000mm with 25mm tops & impact resistant ABS edging
- Additional modular extensions enable a variety of configurations

Radial End Boardroom Table



CODE	W	D	H	RRP
TB24	2400	1000	725	£777



- Radial end table 1000mm with 25mm tops & impact resistant ABS edging
- Curved table top with steel trumpet base weighted for stability

Circular Boardroom Tables



CODE	W	D	H	RRP
TB10C	1000	1000	725	£371
TB12C	1200	1200	725	£407

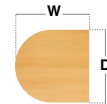


- Circular tables with 25mm tops & impact resistant ABS edging
- Free standing table single silver trumpet base in RAL9006

Radial Extension Table



CODE	W	D	H	RRP
TB10D	1000	1000	725	£318



- Radial end extension table with 25mm tops & impact resistant ABS edging
- To be used together with the rectangular boardroom table and square extensions

Square Extension Table



CODE	W	D	H	RRP
TB10	1000	1000	725	£294



- Square extension table 1000mm with 25mm tops, impact resistant ABS edging
- To be used together with the rectangular boardroom table and radial extensions



Beech (B)




Maple (M)



Oak (O)



White (WH)



Walnut (W)

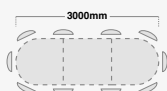
Table tops available in Beech, Maple, Oak, White, Walnut
Please add table top colour when ordering eg. **TB18** in Beech = **TB18B**



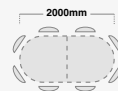
Trumpet base configurations



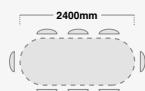
1 x **TB18**
Seats 8 people
£568 RRP



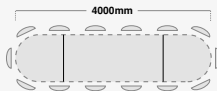
2 x **TB10D**, 1 x **TB10**
Seats 10-12 people
£930 RRP



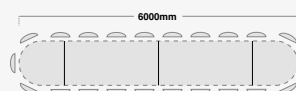
2 x **TB10D**
Seats 8 people
£636 RRP



1 x **TB24**
Seats 8-10 people
£777 RRP



2 x **TB10D**, 1 x **TB20**
Seats 12-14 people
£1234 RRP



2 x **TB10D**, 2 x **TB20**
Seats 18-20 people
£1832 RRP

ARROW HEAD

Traditional boardroom tables

Simply designed to ensure core functionality, Arrow Head offers versatile tables in a variety of shapes and finishes to suit any boardroom or meeting setting. The Arrow Head leg design offers rigidity and strength with its clean cut lines and balanced proportions. Single tables can be used or several tables can be grouped together to achieve various room layouts.

Arrow Head may look like a standard table, but its distinctive design is anything but ordinary. They can adapt to any environment or workspace requirement with many sizes, shapes and details that let you tailor the look for formal or casual settings. Arrow head tables give you the area to perform, making it the perfect solution for all high level meetings to get the creative juices flowing.



Frame
Solid panel legs

Essen chair
See page 297



Wooden Legs

The sleek, angular lines of the solid oak legs give Arrow Head a contemporary look and deliver a combination of form, function and sophistication in any meeting room environment



25mm Table Tops

Featuring durable 25mm melamine worktops available in five colour finishes with matching ABS edging which is impact resistant and built to last



Modular Configurations

Additional circular and square extension tables enable a variety of modular configurations to suit all boardroom and meeting room shapes and sizes



Integrated Technology

Using the latest technology, Arrow Head boardroom tables can be transformed into interactive and inspiring workspaces using integrated power and data modules

Finish Options



Table tops available in Beech, Maple, Oak, White, Walnut

Arrow Head - Boardroom tables

Rectangular Boardroom Tables



CODE	W	D	H	RRP
EB18	1800	1000	725	£419
EB20	2000	1000	725	£448



- Rectangular boardroom table, 25mm tops & impact resistant ABS edging
- Additional modular extensions enable a variety of configurations

Radial Boardroom Table



CODE	W	D	H	RRP
ERB24	2400	800-1300	725	£598



- Radial boardroom table 800-1300mm, 25mm tops and impact resistant ABS edging
- Curved table top available in a choice of five wood finishes

Radial End Boardroom Tables



CODE	W	D	H	RRP
EB24	2400	1000	725	£574




- Radial end boardroom table, 25mm tops and impact resistant ABS edging
- Curved table top with arrow head panel legs and adjustable foot levellers

Circular Meeting Table



CODE	W	D	H	RRP
RT12	1200	1200	725	£239



- Circular meeting table with 25mm tops and impact resistant ABS edging
- Free standing table with cruciform legs

Radial Extension Table



CODE	W	D	H	RRP
EB10D	1000	1000	725	£239



- Circular boardroom extension table, 25mm tops, impact resistant ABS edging
- To be used together with the rectangular boardroom table and square extensions

Square Extension Table



CODE	W	D	H	RRP
EB10	1000	1000	725	£215



- Square boardroom extension table 1000mm, 25mm tops, impact resistant ABS edging
- To be used together with the rectangular boardroom table and radial extensions



Beech (B)




Maple (M)



Oak (O)



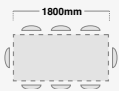
White (WH)



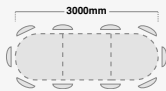
Walnut (W)

Table tops available in Beech, Maple, Oak, White, Walnut
Please add table top colour when ordering eg. EB18 in Beech = EB18B

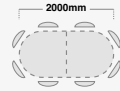
Arrow Head configurations



1 x **EB18**
Seats 8 people
£419 RRP



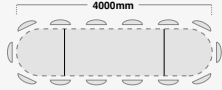
2 x **EB10D**, 1 x **EB10**
Seats 10 people
£693 RRP



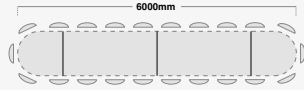
2 x **EB10D**
Seats 8 people
£478 RRP



1 x **EB24**
Seats 8-10 people
£574 RRP



2 x **EB10D**, 1 x **EB20**
Seats 12-14 people
£926 RRP



2 x **EB10D**, 2 x **EB20**
Seats 18-20 people
£1374 RRP

MEETING ROOM

Modular table designs

Simply designed to ensure core functionality, our range of meeting table solutions are suitable for a wide range of applications to cater for all of your office needs. Our versatile tables are available in a variety of shapes, sizes and finishes to suit any office setting and provide a great platform for all styles of meetings, from boardroom brainstorm, to team get-togethers and breakout banter and conversations.

Meeting room tables offer the ability to quickly and easily configure a room to meet the demands of any user group, with a selection of leg styles and frames that can be folded quickly and easily to store away when not in use. From private workspaces to collaborative gathering points, the clean, functional lines and vast mix of configuration options offer everything needed for employees to be inspired and productive.



Taurus chair
See page 292-293

Leg frames
Graphite or silver



Flexi-tables

Offering complete mobility and functionality, our Flexi tables are solid, reliable and built to last. Available in a wide range of sizes, Flexi tables can be used in multiple combinations



Folding Leg Tables

Deluxe folding leg tables combine simplistic good looks with versatility and these sturdy tables are a practical choice for all meeting rooms, offering easy manoeuvrability and storage



Radial Leg Tables

Tables are most powerful when used together and the deluxe radial leg tables with tubular chrome legs can be used in a variety of configurations to meet the demands of any user group



Fliptop Tables

Fliptop tables are an excellent choice for conference, office, meeting and training facilities with the ability to quickly configure a room, and can also be folded together for easy storage

Finish Options



Table tops available in Beech, Maple, Oak, White, Walnut. Flexi-tables only available in Beech, Maple, Oak

Rectangular Folding Leg Tables



CODE	W	D	H	RRP
F1	1800	800	725	£370
F2	1600	800	725	£328
F3	1300	800	725	£306



- Rectangular tables 800mm deep with folding tubular chrome legs
- Folding frame for easy handling and storage when not in use

Rectangular Chrome Radial Leg Tables



CODE	W	D	H	RRP
CF1	1800	800	725	£291
CF2	1600	800	725	£250
CF3	1300	800	725	£226
CF7	800	800	725	£214



- Rectangular tables 800mm deep with radial chrome legs
- Deluxe radial legs which screw in the table tops to suit any meeting space

Trapezoidal Folding Leg Table



CODE	W	D	d	H	RRP
F4	1600	694	800	725	£369



- Trapezoidal tables with folding tubular chrome legs
- 25mm scratch resistant tops with impact resistant, rigid plastic ABS edging

Trapezoidal Chrome Radial Leg Table



CODE	W	D	d	H	RRP
CF4	1600	694	800	725	£291

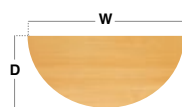


- Trapezoidal tables with radial chrome legs
- 25mm scratch resistant tops with impact resistant, rigid plastic ABS edging

Semi-Circular Folding Leg Table



CODE	W	D	H	RRP
F5	1600	800	725	£369



- Semi-circular tables 800mm deep with folding tubular chrome legs
- Modular tables for multiple configurations with steel frame and legs

Semi-Circular Chrome Radial Leg Table



CODE	W	D	H	RRP
CF5	1600	800	725	£291



- Semi-circular tables 800mm deep with radial chrome legs
- Modular tables for multiple configurations with 60mm diameter legs



Beech (B)




Maple (M)



Oak (O)



White (WH)



Walnut (W)

Table tops available in Beech, Maple, Oak, White, Walnut
Please add table top colour when ordering eg. F1 in Beech = F1B

Rectangular Flexi-Table with Graphite Frames



CODE	W	D	H	RRP
FLXG8	800	800	725	£103
FLXG12	1200	800	725	£115
FLXG14	1400	800	725	£123
FLXG16	1600	800	725	£130
FLXG18	1800	800	725	£151



- Rectangular tables 800mm deep with powder coated graphite grey frame
- Spiral stacking option for easy, convenient storage

Rectangular Flexi-Table with Silver Frames



CODE	W	D	H	RRP
FLXS8	800	800	725	£103
FLXS12	1200	800	725	£115
FLXS14	1400	800	725	£123
FLXS16	1600	800	725	£130
FLXS18	1800	800	725	£151



- Rectangular tables 800mm deep with powder coated silver frame
- Spiral stacking option for easy, convenient storage

Trapezoidal Flexi-Table with Graphite Frame



CODE	W	D	d	H	RRP
FLXGT	1600	694	800	725	£230

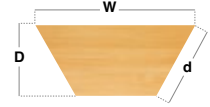


- Trapezoidal tables with powder coated graphite grey frame
- 18mm scratch resistant tops with impact resistant, rigid plastic ABS edging

Trapezoidal Flexi-Table with Silver Frame



CODE	W	D	d	H	RRP
FLXST	1600	694	800	725	£230

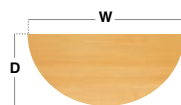


- Trapezoidal tables with powder coated silver frame
- 18mm scratch resistant tops with impact resistant, rigid plastic ABS edging

Semi-Circular Flexi-Table with Graphite Frame



CODE	W	D	H	RRP
FLXGS	1600	800	725	£230



- Semi-circular tables 800mm deep with powder coated graphite grey frame
- Modular tables for multiple configurations with 16 gauge steel frame and legs

Semi-Circular Flexi-Table with Silver Frame



CODE	W	D	H	RRP
FLXSS	1600	800	725	£230



- Semi-circular tables 800mm deep with powder coated silver frame
- Modular tables for multiple configurations with 16 gauge steel frame and legs



Beech (B)



Maple (M)



Oak (O)

Table tops available in Beech, Maple, Oak
Please add table top colour when ordering eg. FLXG8 in Beech = FLXG8B

Rectangular Fliptop Table



CODE	W	D	H	RRP
FLIP13	1300	800	725	£526
FLIP16	1600	800	725	£556



- Rectangular tables 800mm deep with a fold away silver frame for easy storage
- Fliptop to manoeuvre between tight spaces and for compact storage

Trapezoidal Fliptop Table



CODE	W	D	d	H	RRP
FLIPT	1600	694	800	725	£582



- Trapezoidal tables 800mm deep with a fold away silver frame for easy storage
- 25mm scratch resistant tops with impact resistant, rigid plastic ABS edging

Semi-Circular Fliptop Table



CODE	W	D	H	RRP
FLIPR	1600	800	725	£582



- Semi-circular tables 800mm deep with a fold away silver frame for easy storage
- Modular tables for multiple configurations with lockable castors

Linking Device



CODE	COLOUR	RRP
TVLOCK	Black	£28

- Easy to fit table top linking mechanism with a quick release mechanism
- Use when creating table configurations to ensure table tops are level



Beech (B)




Maple (M)



Oak (O)



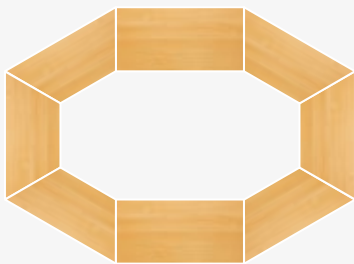
White (WH)




Walnut (W)

Table tops available in Beech, Maple, Oak, White, Walnut
Please add table top colour when ordering eg. **FLIP13** in Beech = **FLIP13B**

Meeting room table configurations



2 x rectangular
6 x trapezoidal



6 x trapezoidal



2 x rectangular
3 x trapezoidal



2 x rectangular
2 x semi-circular



2 x semi-circular



3 x trapezoidal

CAFE & DINING

Multi-function tables

Café and dining tables are simple yet elegant and offer a contemporary layer of style to any office breakout room or café area. Designed to complement virtually any decor, our range of café and dining tables are available with circular, square or rectangular tops in various sizes, and you can also select from a wide range of base designs, edge finishes and wood finishes.

Dining tables bring people together, inspiring conversation and collaboration. Whether it's to grab a bite to eat or engage in lively conversation, the range of dining tables are perfect for cafes, lounges, canteens - anywhere people gather. The extremely versatile and very adaptable tables offer users a comfortable dining position for eating or alternatively for some time away from your desk working.



Roma
Dining table

Roma
Poseur table



Pisa

Square, rectangular and circular tables which will add charm and warmth to any office breakout room or café area, boasting an uncomplicated design and exceptional stability



Turin

Round leisure and dining tables with four chrome radial legs which give these tables a classic style to create the look you need in any café environment



Verona

Folding leg rectangular tables combine simplistic good looks with versatility and these sturdy tables are a practical choice for all dining areas, offering easy manoeuvrability



Roma

Available with circular, square or rectangular table tops in various sizes, with a tall poseur tables which are a very popular choice thanks to their simple yet elegant design


Finish Options



Beech (B)



White (WH)



Walnut (W)

Table tops available in Beech, White, Walnut
Turin also available in Maple, Oak. Verona in Beech, Oak only

Cafe - Dining tables

Pisa Square Table with Round Base



CODE	W	D	H	RRP
B7DHC	700	700	725	£275

- Square dining table with chrome leg design
- 25mm table top with chrome flat radial base

Pisa Rectangular Tables with Round Base



CODE	W	D	H	RRP
B13DHC	1300	800	725	£405
B16DHC	1600	800	725	£437

- Rectangular dining tables with chrome leg design
- 25mm table tops with double upright chrome flat radial base

Pisa Circular Tables with Round Base



CODE	W	D	H	RRP
B6DHC	600	600	725	£237
B8DHC	800	800	725	£250

- Circular dining tables with chrome leg design
- 25mm table tops with chrome flat radial base

Pisa Poseur Tables with Round Base



CODE	W	D	H	RRP
DPT6C	600	600	1110	£286
DPT8C	800	800	1110	£306

- Circular poseur tables 1110mm high with chrome leg design
- 25mm table tops with chrome flat radial base

Turin Round Meeting Leisure Tables



*Also available in Oak and Maple

CODE	W	D	H	RRP
CF10	1000	1000	725	£274
CF12	1200	1200	725	£292

- Round dining tables with chrome leg design
- 25mm melamine table tops with four radial legs

Verona Folding Leg Tables



*Beech & Oak only

CODE	W	D	H	RRP
FT430	1228	746	725	£161
FT630	1524	746	725	£199


- 18mm melamine table tops with folding leg feature for easy storage
- Folding frame mechanism with spring clip that locks the leg in place when upright



Beech (B)



White (WH)



Walnut (W)

Table tops available in Beech, White, Walnut
Please add table top colour when ordering eg. **B7DHC** in Beech = **B7DHCB**

Cafe - Dining tables

Roma Square Tables with 4 Leg Base



CODE	W	D	H	RRP
R7BT	700	700	750	£237

- Square aluminium dining table with chrome leg design
- 25mm table top with chrome four leg base and foot levers

Roma Rectangular Tables with Twin Base



CODE	W	D	H	RRP
R13BT	1300	800	750	£263
R16BT	1600	800	750	£280

- Rectangular aluminium dining tables with chrome leg design
- 25mm table tops with chrome double leg frame base and foot levers

Roma Circular Tables with 4 Leg Base



CODE	W	D	H	RRP
R6BT	600	600	750	£231
R8BT	800	800	750	£245

- Circular aluminium dining tables with chrome leg design
- 25mm table tops with chrome four leg base and foot levers

Roma Poseur Tables with 4 Leg Base



CODE	W	D	H	RRP
R6PT	600	600	1110	£250
R8PT	800	800	1110	£270


- Circular poseur tables 1110mm high with chrome leg design
- 25mm table tops with chrome four leg base and foot levers



Beech (B)



White (WH)



Walnut (W)

Table tops available in Beech, White, Walnut
Please add table top colour when ordering eg. **R7BT** in Beech = **R7BTB**

COFFEE TABLES

Stylish reception tables

A coffee table is a great choice in a breakout space or reception area to balance magazines, play host to drinks or even to rest your feet on during a break from work. A round table is always an excellent opportunity for creating a communal space, making it perfect for employees to catch up over a quick drinks break or to sit down and discuss the day's events.

Square and rectangular tables are simple yet elegant and offer a contemporary layer of style to any office, boasting an uncomplicated design and exceptional stability. It's a marriage of materials that harmoniously combine with simple shapes for beautifully designed, sophisticated coffee tables that produce a stylish focal point for any breakout space.



Celestra chair
See page 333

Tables
Choice of styles

Details & Features



Reception Coffee Tables

Square, rectangular and circular tables which are perfect for those areas of the office where visitors are entertained and where employees can socialise



Ray

Elegant, solid oak leg base design that would make a stunning focal centre piece in any office reception when placed next to a sofa or lounge chairs with matching wooden frames



Otis

Otis is a modern looking coffee table which comfortably seats up to four people with matching lounge chairs for a casual, informal drinks break or in a waiting area



Nera

The Nera coffee table is a bold and contemporary piece of furniture designed to make an impact and take centre stage wherever it is positioned in the workplace


Finish Options



Beech (B)



White (WH)



Walnut (W)

Table desk tops available in Beech, White, Walnut.
Designer coffee tables available in White, Summer Oak, Biella Walnut

Coffee - Tables

Round Reception Coffee Table 600mm



CODE	W	D	H	RRP
COF6	600	600	490	£228

- Circular reception coffee table 600mm diameter with chrome leg design
- 25mm table tops with chrome flat radial base

Round Reception Coffee Table 800mm



CODE	W	D	H	RRP
COF8	800	800	490	£252

- Circular reception coffee table 800mm diameter with chrome leg design
- 25mm table tops with chrome flat radial base

Square Reception Coffee Table



CODE	W	D	H	RRP
COF7	700	700	490	£246

- Square reception coffee table 700mm with chrome leg design
- 25mm table tops with chrome flat radial base

Rectangular Reception Coffee Table



CODE	W	D	H	RRP
COF13	1300	800	490	£401

- Rectangular reception coffee table 1300mm with chrome leg design
- 25mm table tops with chrome flat radial base

Rectangular Reception Coffee Table



CODE	W	D	H	RRP
COF16	1600	800	490	£448


- Rectangular reception coffee table 1600mm with chrome leg design
- 25mm table tops with double upright chrome flat radial base



Beech (B)



White (WH)



Walnut (W)

Table tops available in Beech, White, Walnut
Please add table top colour when ordering eg. **COF6** in Beech = **COF6B**

Coffee - Tables

Ray Coffee Tables



CODE	COLOUR	W	D	H	RRP
RAY-T2-1	White	600	600	415	£390
RAY-T2-2	Summer Oak	600	600	415	£390
RAY-T2-3	Biella Walnut	600	600	415	£390

- Stylish circular table 600mm with square solid oak legs
- Ideal in a reception or lounge area for a casual, informal drinks break

Otis Coffee Tables



CODE	COLOUR	W	D	H	RRP
OTIS01-CT-1	White	600	600	420	£190
OTIS01-CT-2	Summer Oak	600	600	420	£190
OTIS01-CT-3	Biella Walnut	600	600	420	£190

- Circular coffee table with 25mm table top to suit any environment
- Polished chrome finish four-leg design with floor protectors

Nera Coffee Tables



CODE	COLOUR	W	D	H	RRP
NERA-S-TABLE-1	White	700	700	240	£250
NERA-S-TABLE-2	Summer Oak	700	700	240	£250
NERA-S-TABLE-3	Biella Walnut	700	700	240	£250


- Square coffee table 700mm with angular chrome frame
- Straight edge stained to match the top



White
(8100)



Summer Oak
(6688)



Biella Walnut
(6690)